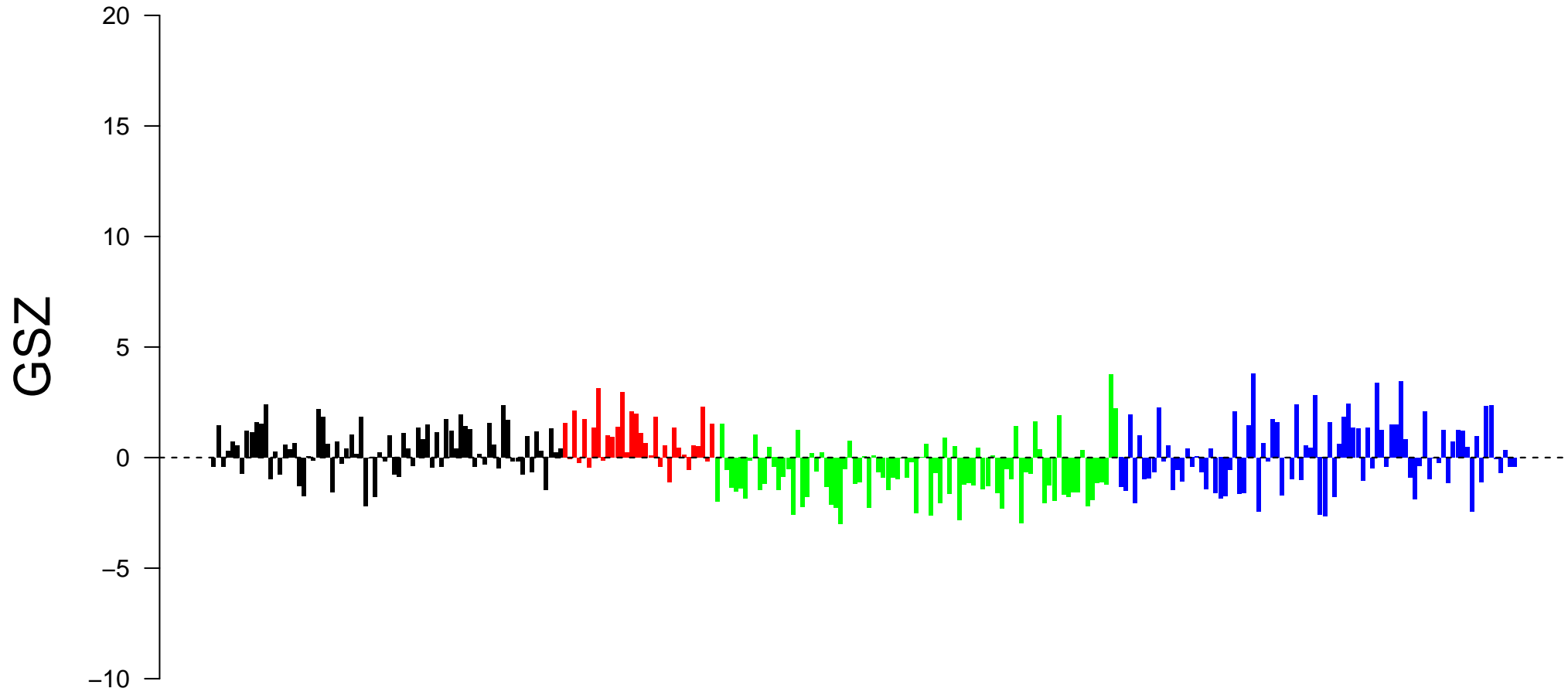
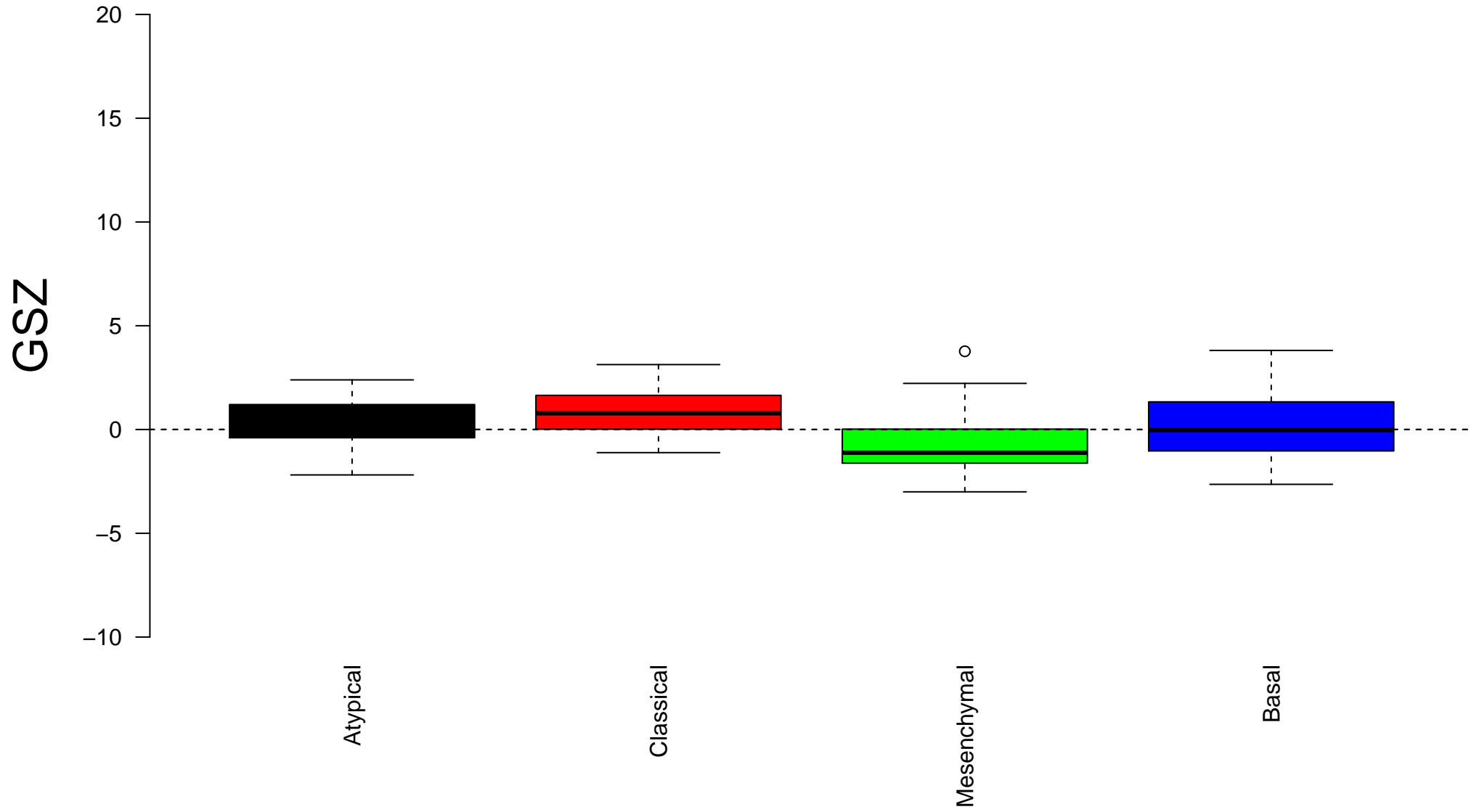


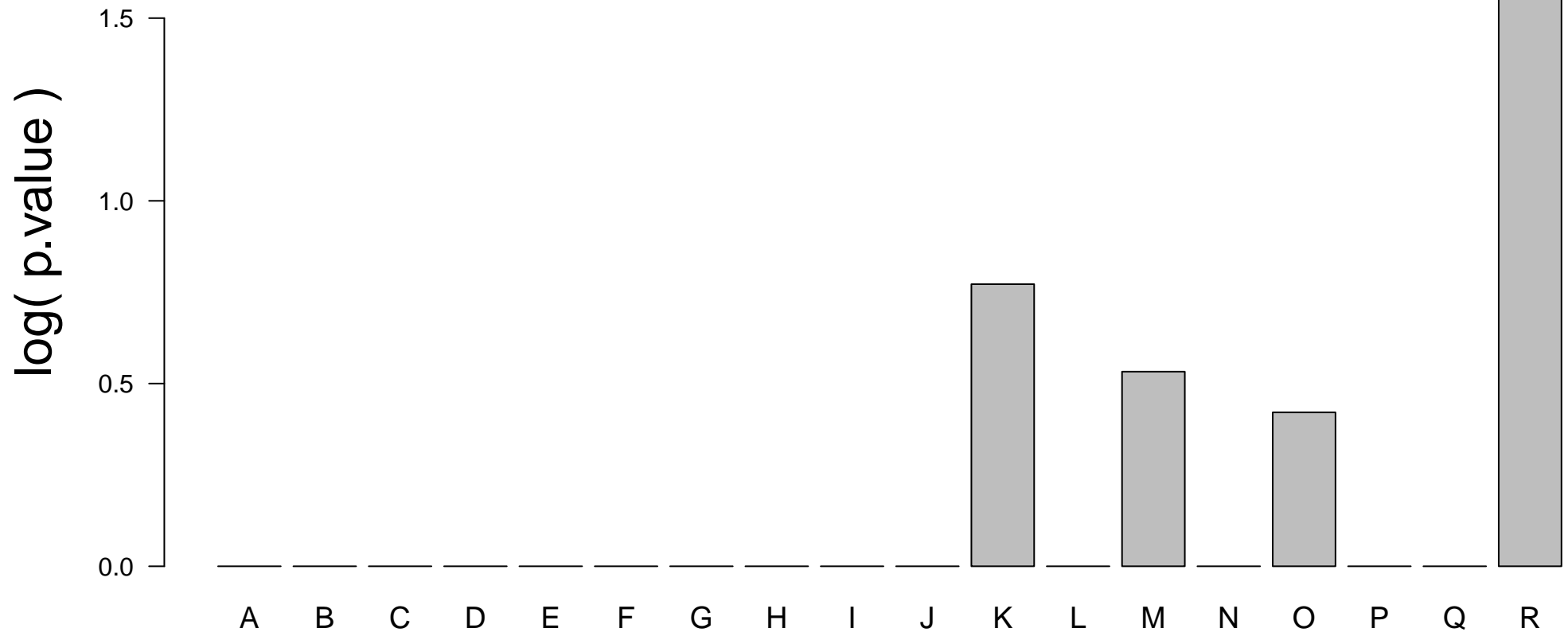
REACTOME_BRANCHED_CHAIN_AMINO_ACID_CATABOLISM




REACTOME_BRANCHED_CHAIN_AMINO_ACID_CATABOLISM




Enrichment in spots: REACTOME_BRANCHED_CHAIN_AMINO_ACID_CATABOLISM




Expression of REACTOME_BRANCHED_CHAIN_AMINO_ACID_CATABOLISM in Spot A



Expression of REACTOME_BRANCHED_CHAIN_AMINO_ACID_CATABOLISM in Spot B



Expression of REACTOME_BRANCHED_CHAIN_AMINO_ACID_CATABOLISM in Spot C



Expression of REACTOME_BRANCHED_CHAIN_AMINO_ACID_CATABOLISM in Spot D

Δe

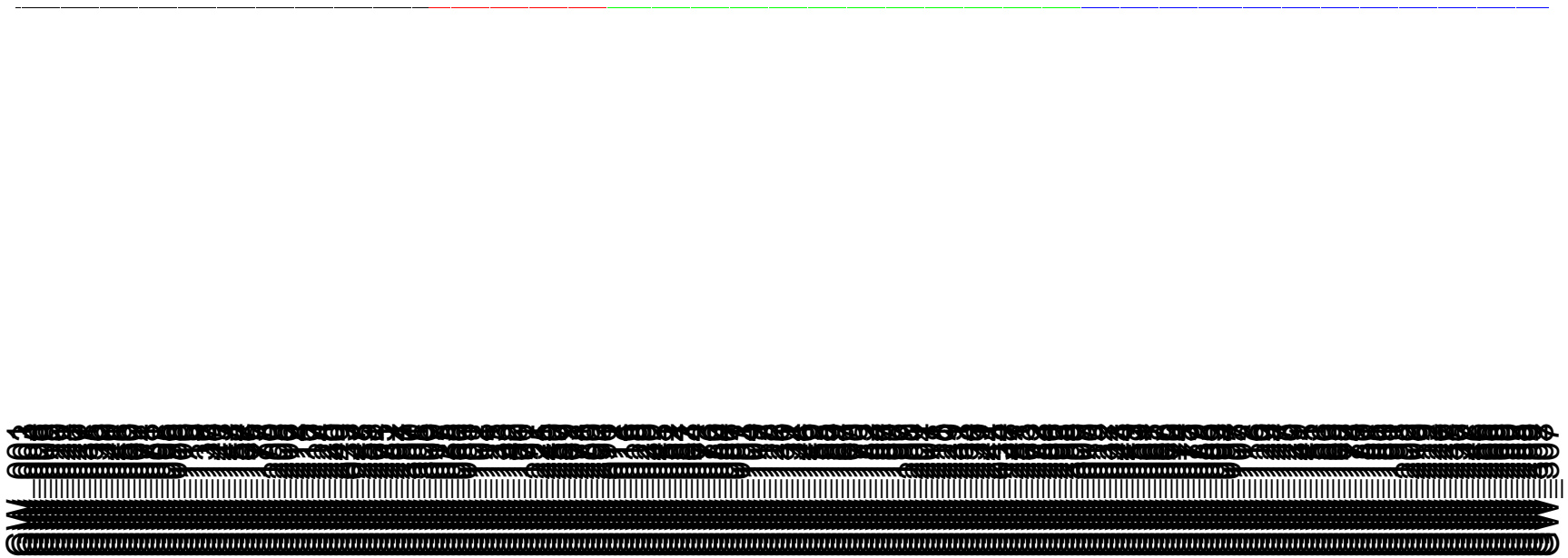
1.0

0.5


0.0

-0.5

-1.0



Expression of REACTOME_BRANCHED_CHAIN_AMINO_ACID_CATABOLISM in Spot E



Expression of REACTOME_BRANCHED_CHAIN_AMINO_ACID_CATABOLISM in Spot F

Δe

1.0

0.5


0.0

-0.5

-1.0



Expression of REACTOME_BRANCHED_CHAIN_AMINO_ACID_CATABOLISM in Spot G



Expression of REACTOME_BRANCHED_CHAIN_AMINO_ACID_CATABOLISM in Spot H

Δe

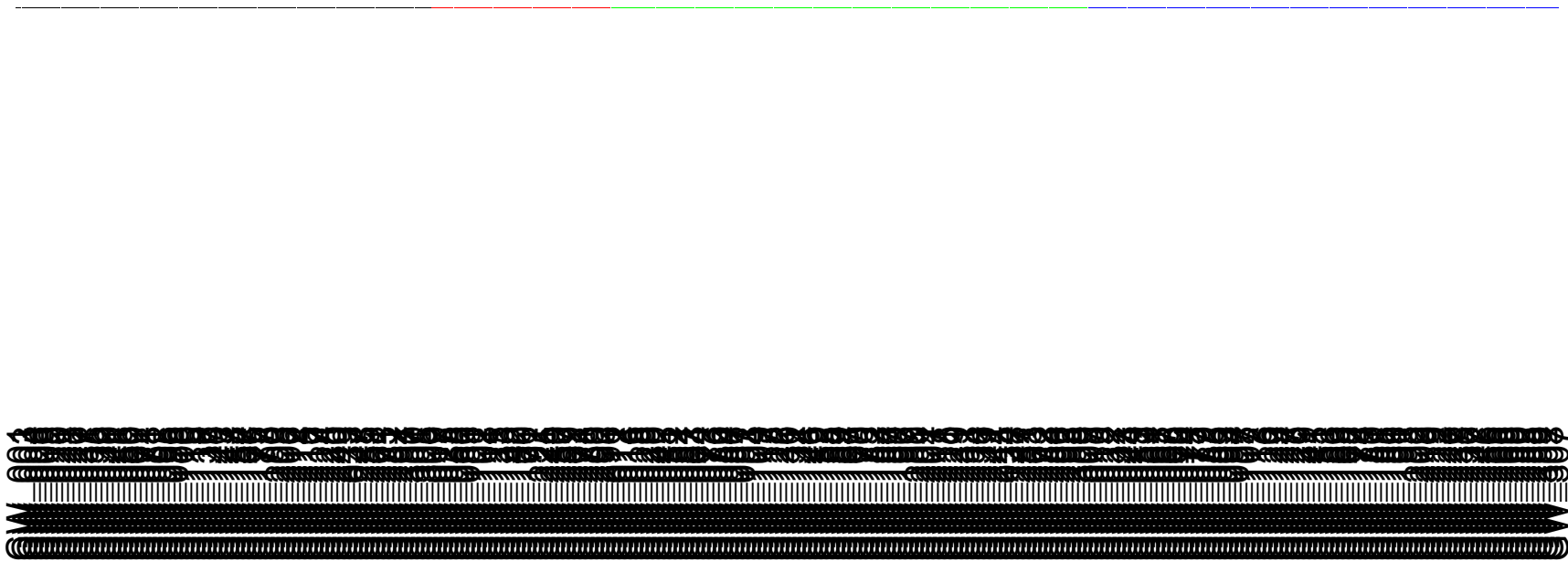
1.0

0.5


0.0

-0.5


-1.0



Expression of REACTOME_BRANCHED_CHAIN_AMINO_ACID_CATABOLISM in Spot I



Expression of REACTOME_BRANCHED_CHAIN_AMINO_ACID_CATABOLISM in Spot J



Expression of REACTOME_BRANCHED_CHAIN_AMINO_ACID_CATABOLISM in Spot K

Δe

1.0

0.5


0.0

-0.5

-1.0



Expression of REACTOME_BRANCHED_CHAIN_AMINO_ACID_CATABOLISM in Spot L



Expression of REACTOME_BRANCHED_CHAIN_AMINO_ACID_CATABOLISM in Spot M

Δe

1.0

0.5


0.0

-0.5

-1.0



Expression of REACTOME_BRANCHED_CHAIN_AMINO_ACID_CATABOLISM in Spot N



Expression of REACTOME_BRANCHED_CHAIN_AMINO_ACID_CATABOLISM in Spot O

Δe

1.0

0.5


0.0

-0.5


-1.0



Expression of REACTOME_BRANCHED_CHAIN_AMINO_ACID_CATABOLISM in Spot P



Expression of REACTOME_BRANCHED_CHAIN_AMINO_ACID_CATABOLISM in Spot Q



Expression of REACTOME_BRANCHED_CHAIN_AMINO_ACID_CATABOLISM in Spot R

Δe

1.0

0.5

0.0

-0.5

-1.0

